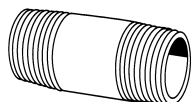


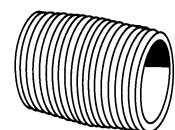
MALE HEX PIPE NIPPLE

Part No.	Thread (M) NPT in.	Thread (M) NPT in.
33.1110	1/8	1/8
33.1126	1/4	1/8
33.1128	1/4	1/4
33.1142	3/8	1/8
33.1144	3/8	1/4
33.1146	3/8	3/8
33.1152	1/2	3/8
33.1154	1/2	1/2
33.1170	3/4	1/2
33.1172	3/4	3/4
33.1182	1	1



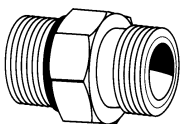
LONG PIPE NIPPLE

Part No.	Thread (M) NPT in.	Length in.
33.1210	1/8	1 1/2
33.1212	1/8	2
33.1214	1/8	2 1/2
33.1216	1/8	3
33.1218	1/8	3 1/2
33.1220	1/8	4
33.1222	1/4	1 1/2
33.1224	1/4	2
33.1226	1/4	2 1/2
33.1228	1/4	3
33.1230	1/4	3 1/2
33.1232	1/4	4
33.1234	3/8	1 1/2
33.1236	3/8	2
33.1238	3/8	2 1/2
33.1240	1/2	1 1/2
33.1242	1/2	2
33.1244	3/4	1 1/2
33.1246	3/4	2
33.1248	3/4	3 1/2



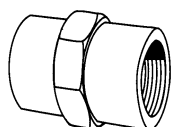
CLOSE NIPPLE

Part No.	Thread (M) NPT in.
33.1310	1/8
33.1328	1/4
33.1346	3/8
33.1354	1/2
33.1372	3/4



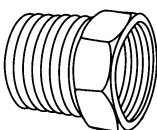
MALE ADAPTER NPS/NPT

Part No.	Thread (M) NPS in.	Thread (M) NPT in.
33.1526	1/4	1/8
33.1528	1/4	1/4
33.1544	3/8	1/4
33.1546	3/8	3/8
33.1548	3/8	1/2



FEMALE HEXAGONAL NIPPLE

Part No.	Thread (F) NPT in.	Thread (F) NPT in.
33.1710	1/8	1/8
33.1726	1/4	1/8
33.1728	1/4	1/4
33.1742	3/8	1/8
33.1744	3/8	1/4
33.1746	3/8	3/8
33.1750	1/2	1/4
33.1752	1/2	3/8
33.1754	1/2	1/2
33.1772	3/4	3/4
33.1782	1	1



REDUCING BUSHING

Part No.	Thread (F) NPT in.	Thread (M) NPT in.
33.1826	1/8	1/4
33.1842	1/8	3/8
33.1844	1/4	3/8
33.1849	1/8	1/2
33.1850	1/4	1/2
33.1852	3/8	1/2
33.1864	1/4	3/4
33.1866	3/8	3/4
33.1870	1/2	3/4
33.1874	1/4	1
33.1876	3/8	1
33.1878	1/2	1
33.1880	3/4	1



Applications

- Ideal for compressed air, water or vacuum

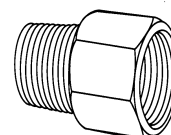
Features

- One piece solid brass construction
- For use with copper, brass, steel or plastic tubing

Specifications

Maximum Working Pressure
1000 PSI

Working Temperature
-54°C to 121°C (-65°F to 250°F)

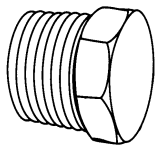


FEMALE TO MALE PIPE ADAPTER

Part No.	Thread (F) NPT in.	Thread (M) NPT in.
33.1910	1/8	1/8
33.1912	1/4	1/8
33.1913	3/8	1/8
33.1928	1/4	1/4
33.1932	3/8	1/4
33.1933	1/2	1/4
33.1946	3/8	3/8
33.1948	1/2	3/8
33.1954	1/2	1/2
33.1958	3/4	1/2

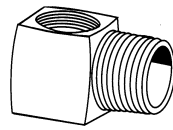
Series 33

Brass Fittings



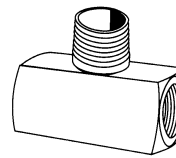
**HEX HEAD
PIPE PLUG**

Part No.	Thread (M) NPT in.
33.2110	1/8
33.2128	1/4
33.2146	3/8
33.2154	1/2
33.2172	3/4
33.2182	1



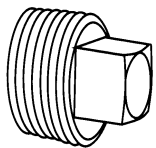
**MALE-FEMALE
STREET ELBOW
90°**

Part No.	Thread (M) NPT in.	Thread (F) NPT in.
33.2610	1/8	1/8
33.2628	1/4	1/4
33.2646	3/8	3/8
33.2654	1/2	1/2
33.2672	3/4	3/4



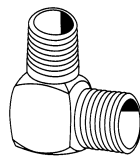
**MALE
BRANCH
TEE**

Part No.	Thread (M) NPT in.	Thread (F) NPT in.
33.3310	1/8	1/8
33.3328	1/4	1/4



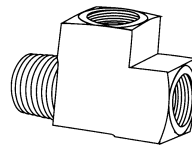
**SQUARE HEAD
PIPE PLUG**

Part No.	Thread (M) NPT in.
33.2210	1/8
33.2228	1/4
33.2246	3/8
33.2254	1/2
33.2272	3/4
33.2282	1



**MALE
ELBOW 90°**

Part No.	Thread (M) NPT in.	Thread (M) NPT in.
33.2810	1/8	1/8
33.2826	1/4	1/8
33.2828	1/4	1/4
33.2844	3/8	1/4
33.2846	3/8	3/8
33.2852	1/2	3/8
33.2854	1/2	1/2



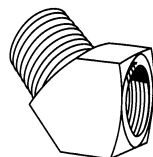
STREET TEE

Part No.	Thread (M) NPT in.	Thread (F) NPT in.
33.3410	1/8	1/8
33.3428	1/4	1/4
33.3446	3/8	3/8



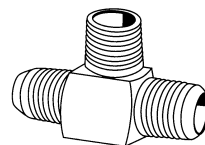
**COUNTERSUCK
HEX HEAD PIPE
PLUG**

Part No.	Thread (M) NPT in.
33.2310	1/8
33.2328	1/4
33.2346	3/8
33.2354	1/2



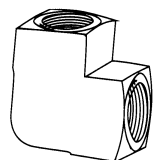
**MALE/FEMALE
STREET ELBOW
45°**

Part No.	Thread (M) NPT in.	Thread (F) NPT in.
33.2910	1/8	1/8
33.2928	1/4	1/4
33.2946	3/8	3/8
33.2954	1/2	1/2



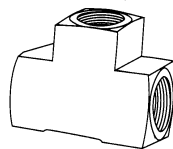
MALE PIPE TEE

Part No.	Thread (M) NPT in.
33.3610	1/8
33.3628	1/4
33.3646	3/8
33.3654	1/2



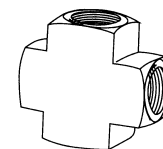
**FEMALE
ELBOW 90°**

Part No.	Thread (F) NPT in.
33.2410	1/8
33.2428	1/4
33.2446	3/8
33.2454	1/2
33.2472	3/4



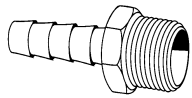

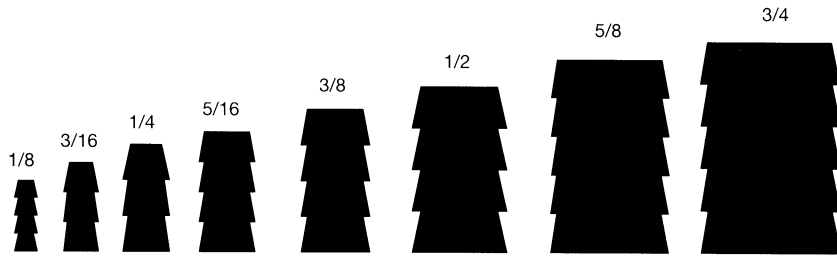
FEMALE TEE

Part No.	Thread (F) NPT in.
33.3110	1/8
33.3128	1/4
33.3146	3/8
33.3154	1/2
33.3172	3/4

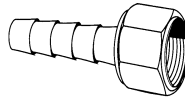


CROSS

Part No.	Thread (F) NPT in.
33.3710	1/8
33.3728	1/4
33.3746	3/8
33.3754	1/2



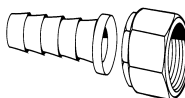
HOSE BARB TO MALE PIPE CONNECTOR



HOSE BARB TO FEMALE PIPE CONNECTOR

Part No.	Hose I.D. in.	Thread (M) NPT in.
33.4110	1/8	1/8
33.4112	1/8	1/4
33.4120	3/16	1/8
33.4124	3/16	1/4
33.4126	1/4	1/8
33.4128	1/4	1/4
33.4132	1/4	3/8
33.4134	5/16	1/8
33.4136	5/16	1/4
33.4140	5/16	3/8
33.4142	3/8	1/8
33.4144	3/8	1/4
33.4146	3/8	3/8
33.4148	3/8	1/2
33.4150	1/2	1/4
33.4152	1/2	3/8
33.4154	1/2	1/2
33.4158	1/2	3/4
33.4160	5/8	3/8
33.4162	5/8	1/2
33.4166	5/8	3/4
33.4170	3/4	1/2
33.4172	3/4	3/4
33.4180	1	3/4
33.4182	1	1

Part No.	Hose I.D. in.	Thread (F) NPT in.
33.4310	1/8	1/8
33.4312	1/8	1/4
33.4320	3/16	1/8
33.4324	3/16	1/4
33.4326	1/4	1/8
33.4328	1/4	1/4
33.4332	1/4	3/8
33.4334	5/16	1/8
33.4336	5/16	1/4
33.4340	5/16	3/8
33.4342	3/8	1/8
33.4344	3/8	1/4
33.4346	3/8	3/8
33.4348	3/8	1/2
33.4350	1/2	1/4
33.4352	1/2	3/8
33.4354	1/2	1/2



HOSE BARB TO FEMALE SAE FLARE

Part No.	Hose I.D. in.	Thread (F) SAE in.
33.4524	3/16	1/4
33.4528	1/4	1/4
33.4530	1/4	5/16
33.4532	1/4	3/8
33.4538	5/16	5/16
33.4540	5/16	3/8
33.4546	3/8	3/8
33.4548	3/8	1/2
33.4554	1/2	1/2
33.4556	1/2	5/8

Applications

- Ideal for compressed air, water or gas

Features

- For use with natural or synthetic rubber hoses

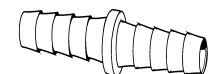
Specifications

Maximum Working Pressure

150 PSI


Working Temperature

-40°C to 71°C (-40°F to 160°F)



HOSE BARB SPLICER

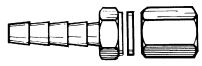
Part No.	Hose I.D. in.
33.4722	3/16
33.4728	1/4
33.4738	5/16
33.4746	3/8
33.4754	1/2



AVAILABLE IN STAINLESS STEEL 303

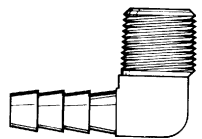
Series 33

Hose Barb Fittings



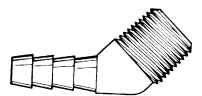
HOSE BARB TO FEMALE PIPE (2 PCS) CONNECTOR

Part No.	Hose I.D. in.	Thread (F) NPT in.
33.4910	1/8	1/8
33.4920	3/16	1/8
33.4924	3/16	1/4
33.4926	1/4	1/8
33.4928	1/4	1/4
33.4932	1/4	3/8
33.4936	5/16	1/4
33.4944	3/8	1/4
33.4946	3/8	3/8
33.4948	3/8	1/2
33.4952	1/2	3/8
33.4954	1/2	1/2



HOSE BARB TO MALE PIPE 90° ELBOW

Part No.	Hose I.D. in.	Thread (M) NPT in.
33.5126	1/4	1/8
33.5128	1/4	1/4
33.5142	3/8	1/8
33.5144	3/8	1/4



HOSE BARB TO MALE PIPE 45° ELBOW

Part No.	Hose I.D. in.	Thread (M) NPT in.
33.5226	1/4	1/8
33.5234	5/16	1/8
33.5242	3/8	1/8
33.5244	3/8	1/4
33.5246	3/8	3/8

LIQUID TEFLON

Part No.	Description
33.9090	50 ml Liquid Teflon



REUSABLE HOSE BARB TO MALE CONNECTOR

Part No.	Hose I.D. in.	Hose O.D. in.	Thread (M) NPT in.
33.5540	1/4	1/2	1/4
33.5542	1/4	9/16	1/4
33.5544	1/4	5/8	1/4
33.5546	1/4	11/16	1/4
33.5548	1/4	3/4	1/4
33.5550	5/16	9/16	1/4
33.5552	5/16	5/8	1/4
33.5554	5/16	11/16	1/4
33.5560	3/8	5/8	1/4
33.5562	3/8	11/16	1/4
33.5564	3/8	3/4	1/4
33.5566	3/8	9/16	3/8
33.5568	3/8	5/8	3/8
33.5570	3/8	11/16	3/8
33.5572	3/8	3/4	3/8
33.5574	3/8	13/16	3/8
33.5576	3/8	7/8	3/8
33.5580	1/2	7/8	1/2
33.5582	1/2	15/16	1/2
33.5584	1/2	1	1/2

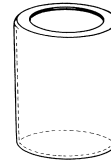


REUSABLE HOSE SPLICER

Part No.	Hose I.D. in.	Hose O.D. in.
33.5640	1/4"	1/2"
33.5642	1/4"	9/16"
33.5644	1/4"	5/8"
33.5660	3/8"	5/8"
33.5662	3/8"	11/16"
33.5664	3/8"	3/4"

TEFLON ROLL

Part No.	Description
33.9080	1/2" X 40 feet.



STANDARD HOSE FERRULE

Part No.	I.D. in.	Hole Size in.
33.5912	.375	.265
33.5914	.400	.265
33.5916	.425	.265
33.5918	.450	.328
33.5920	.475	.328
33.5922	.500	.328
33.5924	.525	.406
33.5926	.550	.406
33.5928	.575	.406
33.5930	.600	.453
33.5932	.625	.453
33.5934	.650	.453
33.5936	.675	.500
33.5938	.700	.500
33.5940	.725	.500
33.5942	.750	.500
33.5944	.775	.593
33.5946	.800	.593
33.5948	.825	.687
33.5950	.850	.687
33.5952	.875	.750
33.5954	.900	.750
33.5956	.925	.750
33.5958	.950	.750



MANUAL CRIMPER

Part No.	Approx. Die I.D.
33.5900	.630 in.
---	.580 in.
---	.530 in.
---	.480 in.
---	.680 in.

