

### CORROSION AND MAINTENANCE FREE HIGH TECHNOLOGY MODULAR SYSTEM

AIRMAX

AIRMAX

AIR

IR

#### FOR CONTAMINANT FREE CLEAN AIR

The **AirMax** modular air line offers flexibility and easy installation which results in cost and time savings.

A complete selection of adapters allows its use in any situation. The air line system can be installed within minutes without any specialized tool, can be modified at any time, is maintenance free and can be pressurized immediately after installation.

#### Easy to install

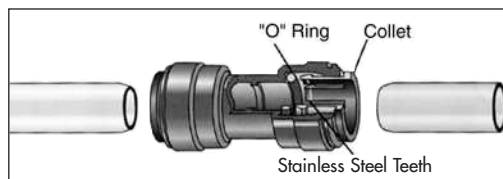


#### No special tool required



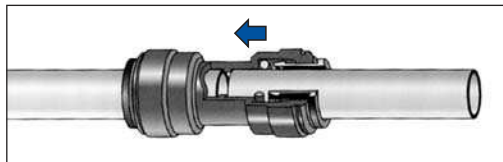
#### CUT PIPE SQUARE

It is essential that the outside diameter be free of score marks or burrs and sharp edges be removed before inserting into fitting.



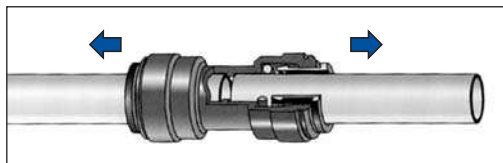
#### PUSH UP TO PIPE STOP

Push the pipe into the fitting, to the pipe stop. The collet (gripper) has stainless steel teeth which hold the tube firmly in position while the o'ring provides a permanent leak proof seal.



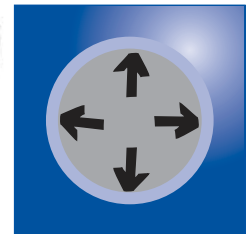
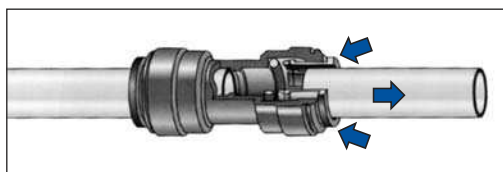
#### PULL TO CHECK SECURE

Pull on the pipe to check it is secure, It is good practice to test the system prior to leaving site and/or before use.



#### DISCONNECTING


To disconnect ensure the system is depressurized before removing fitting. Push in collet squarely against face of fitting. With the collet held in this position, the pipe can be removed. The fitting can then be re-used.




Guaranteed to be leak proof




Shock and impact resistant



Non-conducting



Compatible with most lubricating oils



Flame and welding spot resistant

## PLASTIC TUBING

LENGTH OF 10'

Part No.	O.D.	I.D.	Air Flow
13.0710	15mm (1/2")	12mm	75 SCFM
13.0810	22mm (3/4")	18mm	110 SCFM
13.0910	28mm (1")		300 SCFM

75 SCFM

15 mm

110 SCFM

22 mm



## LIGHTWEIGHT AND EASY TO ASSEMBLE



## Applications


- Ideal for compressed air networks for garages, workshops or assembly lines

## Features


- Length of 10' to facilitate transportation and installation
- Solid material resistant to impacts
- Lightweight and flexible, corrosion resistant
- Compatible with most lubricating oils
- Excellent resistance against flames, sparks and welding spots

## IDEAL FOR :


### WORKSHOPS



### GARAGES



## INDUSTRIES



## Specifications

### Maximum Working Pressure

150 PSI

### Working Temperature

-20°C to 80°C (-4°F to 176°F)

### Air Flow

15 mm : 75 SCFM

22 mm : 110 SCFM

28 mm : 300 SCGFM

### Construction

Nylon Composite

### Colour

Blue



### Applications

- Special concept which allows faster air line installation
- Ideal for networks for which the configuration has to change periodically
- Can be used with plastic or metal tubing

### Features

- Corrosion resistant
- Easy, ultra-fast connection and disconnection
- Does not require any special tool for installation
- 100% re-usable
- FDA approved

### Specifications

#### Maximum Working Pressure

150 PSI (@ 23°C)

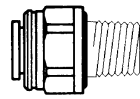
#### Working Temperature

-20°C to 70°C (-4°F to 158°F)

#### Construction

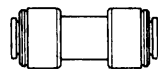
Body : Black polypropylene  
Retaining teeth : Stainless Steel  
Seal "O"ring : Nitrile

### NYLON CONNECTOR



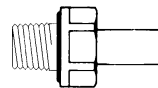
#### MALE CONNECTOR

Part No.	Tube O.D.	Thread (M) PT
13.1105	15 mm	1/2
13.1110	22 mm	3/4
13.1112	28 mm	1



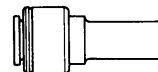
#### UNION CONNECTOR

Part No.	Tube O.D.
13.1115	15 mm
13.1120	22mm
13.1122	28 mm



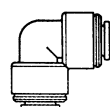
#### MALE ADAPTER WITH TIP

Part No.	Tube O.D.	Thread (M) PT
13.1125	15mm	3/8
13.1130	15mm	1/2
13.1135	22mm	1/2
13.1140	22mm	3/4



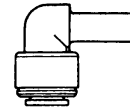
#### REDUCTOR CONNECTOR WITH TIP

Part No.	Tube O.D.	Tip O.D.
13.1145	15 mm	22 mm
13.1147	22 mm	28 mm



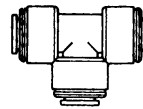
#### 90° ELBOW CONNECTOR

Part No.	Tube O.D.
13.1150	15 mm
13.1155	22 mm
13.1157	28 mm



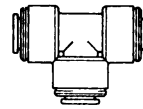
#### ELBOW CONNECTOR WITH TIP

Part No.	Tip O.D.	Tube O.D.
13.1160	15 mm	15mm



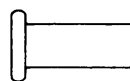
#### "T" CONNECTOR

Part No.	Tube O.D.
13.1165	15 mm
13.1170	22mm
13.1172	28 mm



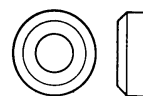
#### "T" REDUCTOR

Part No.	Tube O.D.	Tube O.D.
13.1175	22 mm (x2)	15 mm



#### CAPS

Part No.	Tip O.D.
13.1180	15 mm
13.1185	22 mm



#### CLAMP PROTECTOR

No. de pièce	Tube O.D.
13.1305	15 mm
13.1310	22 mm

## BRASS CONNECTORS



**90° BRACKET FITTING**

Part No.	Tube O.D.	Thread (F) PT
13.1922	15 mm	1/2

Part No.	Thread (F) PT	Thread (F) PT
13.1323	1/2	1/2



**BRASS MALE CONNECTOR**

Part No.	Tube O.D.	Thread (M) PT
13.1325	15 mm	1/2
13.1330	22 mm	3/4
13.1332	28 mm	1



### Features

- Corrosion resistant
- One piece solid brass construction
- For heavy-duty applications
- Perfectly adapted to all air lines components



**BRASS MALE ADAPTOR TIP**

Part No.	Tube O.D.	Thread (M) PT
13.1335	15 mm	1/2
13.1340	22 mm	3/4
13.1342	28 mm	1



**BRASS FEMALE ADAPTOR TIP**

Part No.	Tube O.D.	Thread (F) PT
13.1345	15 mm	1/2
13.1350	22 mm	3/4




## T WATER ELIMINATOR

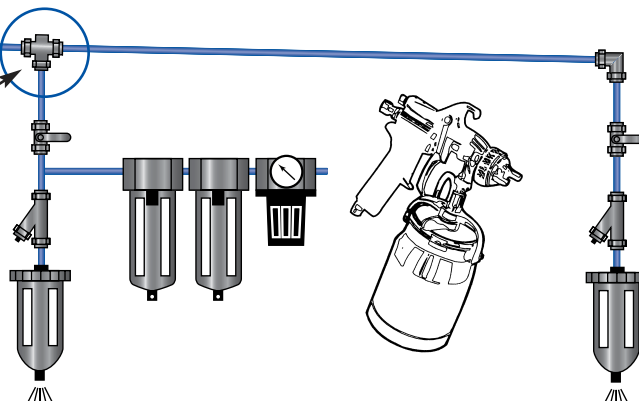
### Features

- Special conception replacing a swan neck preformed tube
- Captures water contained in compressed air
- More effective than standard outlets on top of tubing
- Allows time savings on installation of a downward air line

Part No.	Tube O.D.
13.1355	22 mm
13.1360	T Water Elimi. 28 mm OD



Replaces the outlets on top of tubing





**90° BULKHEAD  
ELBOW  
CONNECTOR**

Part No.	Thread (M) PT	Thread (F) PT
13.1480	3/8	1/2

### NYLON DISTRIBUTORS



**CROSS  
DISTRIBUTOR**

Part No.	Thread (F) PT
13.1485	3/8
13.1490	1/2



**3 WAY  
DISTRIBUTOR**

Part No.	Tube O.D.	Thread (F) NPT
	Inlet	Outlet
13.1505	1/2	3/8
13.1507	3/4	3/8
13.1510	1/2	1/2
13.1515	3/4	1/2





**4 WAY  
DISTRIBUTOR**

Part No.	Tube O.D.	Thread (F) NPT
	Inlet	Outlet
13.1523	1/2	1/2
13.1524	3/4	1/2

**For any questions  
or information about  
compressed air  
you may contact us at  
Tel. : 1-888-730-0501  
Fax : 1-888-730-3522  
or visit our web site at  
[www.airmax.ca](http://www.airmax.ca)**

**PLASTIC WALL MOUNTING BRACKETS**



**CLIP PART**

Part No.	Tube O.D.
13.1707	15 mm
13.1708	22 mm
13.1709	28 mm



**NAIL-IN CLIP**

Part No.	Tube O.D.
13.1717	15 mm
13.1718	22 mm

**CEILING BRACKET - STEEL**

Part No.	Description
13.1750	Hook with a loop shape
13.1755	Threaded Rod 3/8" NPT (10")
13.1760	Beam Ear Clamp 3"



**KIT - WALL MOUNTING BRACKET**

Part No.	Description
13.1905	13.1510 + 13.1105 + 33.1852 to fit tube 1/2
13.1907	13.1515 + 13.1110 + 33.1852 to fit tube 3/4
13.1910	13.1510 + 13.1105 to fit tube 1/2
13.1915	13.1515 + 13.1116 to fit tube 3/4
13.1922	13.1323 + 13.1105 to fit tube 1/2
13.1923	13.1523 + 13.1105 to fit tube 1/2
13.1924	13.1524 + 13.1110 to fit tube 3/4
13.1990	13.1490 + 13.1105 to fit tube 1/2

**For any questions  
or information about  
compressed air  
you may contact us at  
Tel. : 1-888-730-0501  
Fax : 1-888-730-3522  
or visit our web site at  
[www.airmax.ca](http://www.airmax.ca)**